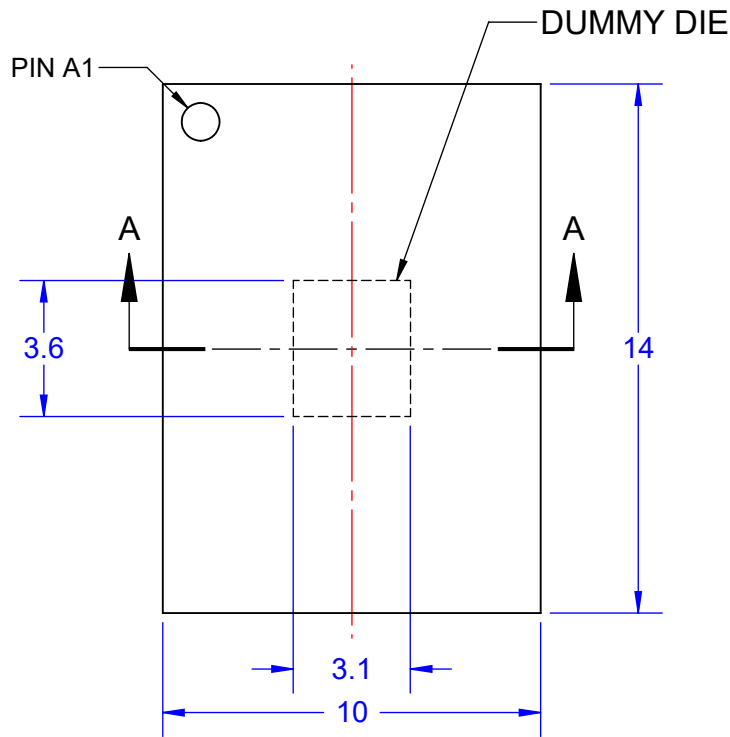
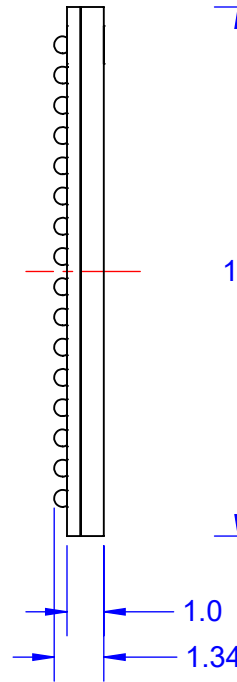


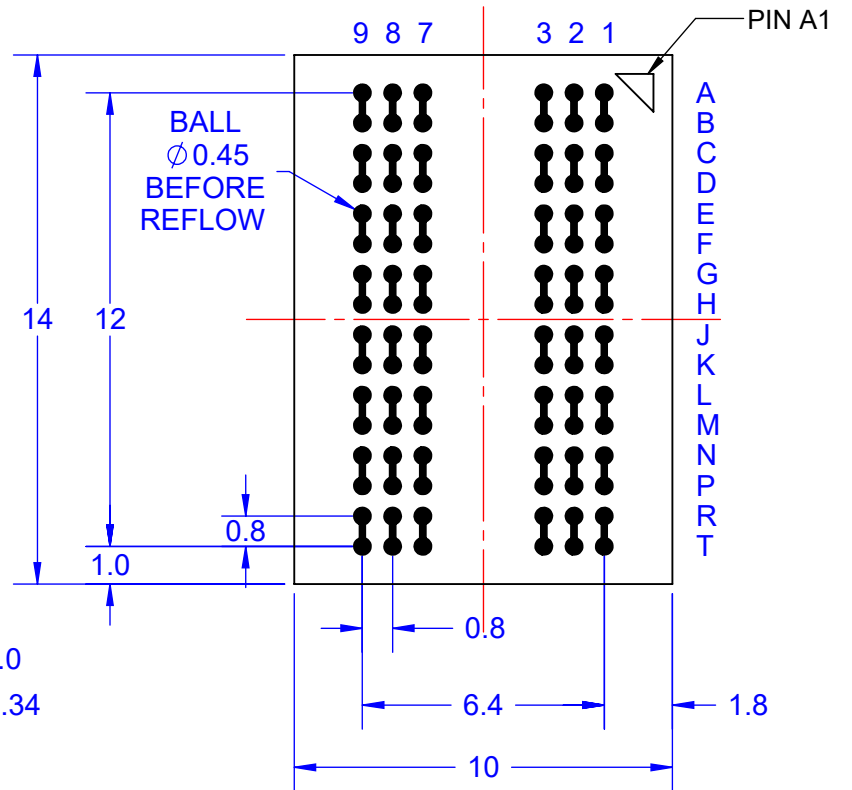
TOP VIEW



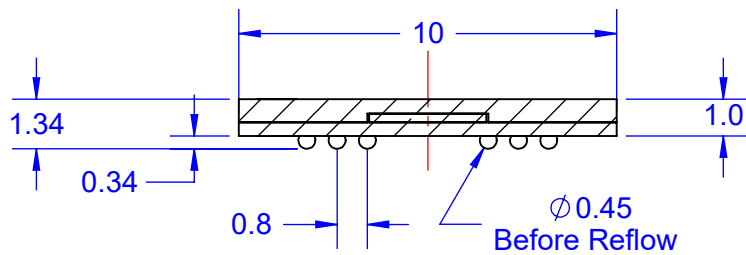
SIDE VIEW



BALL VIEW



EDGE VIEW



SECTION A-A

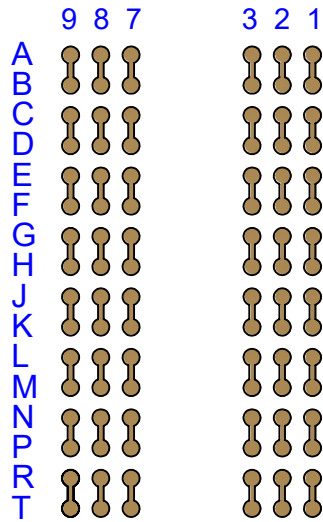
Notes: (Unless Otherwise Specified).

- 1) DIMENSIONS: MM.
- 2) SOLDER BALL ALLOY: SEE PART NUMBER TABLE.
- 3) BALL DIAMETER (BEFORE REFLOW): 0.45mm (17.7MIL).
- 4) SOLDER MASK DEFINED PAD OPENING: 0.42mm (16.5 MIL).
- 5) PAD Cu DIAMETER: 0.51mm (20 MIL).
- 6) SUBSTRATE MATERIAL: BT.
- 7) DUMMY DIE IS INCLUDED.
- 8) DAISY CHAIN PATTERN (SEE PAGE 2).
- 9) MSL-3 RECOMMENDED BAKING 24 HOURS @ 125°C TO REMOVE MOISTURE PRIOR SOLDERING TO PC BOARD.

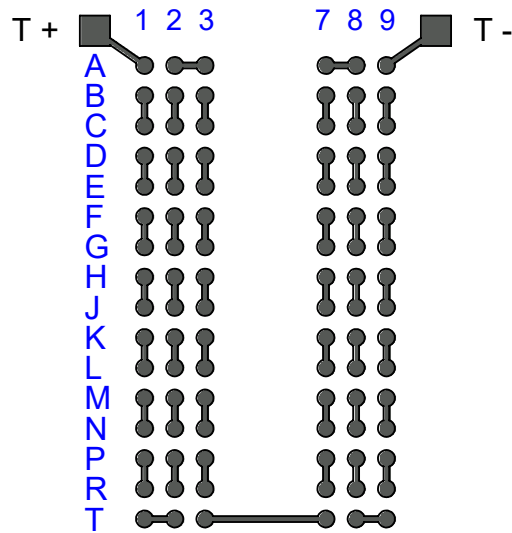
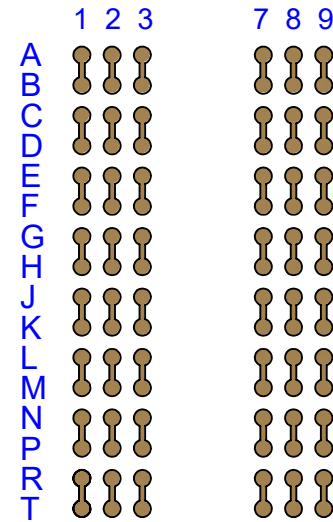
PART NUMBER TABLE				
PART NUMBER	BALL ALLOY	Pb-FREE	RoHS	Si DIE
BGA96T.8C-DC916D	Sn96.5/Ag3.0/Cu0.5	YES	YES	YES
BGA96T.8-DC916D	Sn63/Pb37	NO	NO	YES

APPROVALS	DATE	<b>TopLine®</b>			
DRAWN T. Au	10/20/2022				
ENG M. Hart	10/20/2022	TITLE BGA96T.8-DC916D DAISY CHAIN DUMMY			
MFG		SCALE 5:1	SIZE A	DRAWING NO. 589162	REV A
CUST		DO NOT SCALE DRAWING			SHEET 1 OF 3
REVISED					

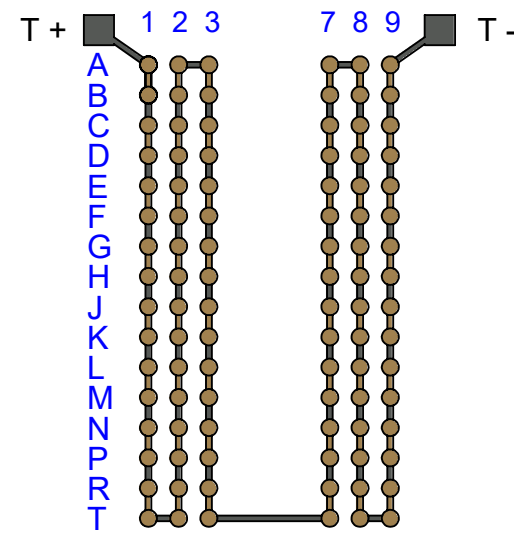
### BALL VIEW



### BOTTOM SIDE (TOP X-RAY VIEW)



TEST VEHICLE BOARD




AFTER MOUNTING

**Notes:**

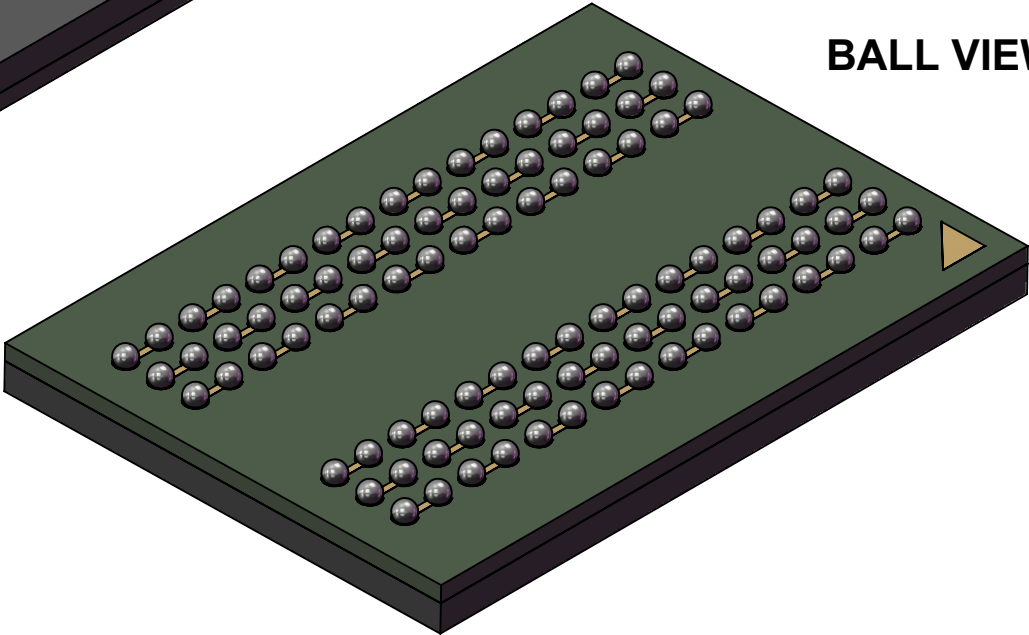
- 1) PCB BOARD DIMENSIONS ARE PRESENTED ONLY AS A GUIDELINE. DESIGNERS SHOULD USE THEIR OWN EXPERIENCE WHEN DESIGNING PCB.
- 2) PCB Cu BALL PAD DIAMETER 0.51mm (20 MIL).
- 3) PCB DAISY CHAIN TRACING LINE WIDTH 0.152mm (6 MIL).
- 4) SMD (SOLDER MASK DEFINED) PAD OPENING: 0.42mm (16.5 MIL).

<b>TopLine®</b>			
TITLE		BGA96T.8-DC916D DAISY CHAIN DUMMY	
SCALE	SIZE	DRAWING NO.	REV
5:1	A	589162	A
DO NOT SCALE DRAWING			SHEET 2 OF 3

**MODEL VIEW**



**TOP**



**BALL VIEW**

**TopLine®**

TITLE BGA96T.8-DC916D  
DAISY CHAIN DUMMY

SCALE 5:1	SIZE A	DRAWING NO. 589162	REV A
--------------	-----------	-----------------------	----------